

# ART SKILLS PROGRESSION

## CYCLE C

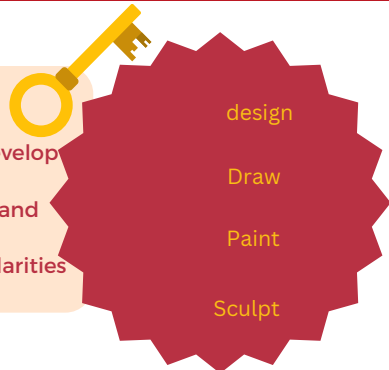
### Self Portraits

#### CORE KNOWLEDGE

I can use a range of materials creatively to design and make products ☒ I can use drawing and painting to develop and share my ideas, experiences and imagination.

I can develop a wide range of art and design techniques in using colour, pattern, texture, line, shape, form and space. ☒

I can talk about the work of a range of artists, craft makers and designers, describing the differences and similarities between different practices and disciplines, and making links to their own work.



**Objective One-** I can learn about the work of an artist.

**Artist -** Vincent Van Gogh

**Objective Two-** I can explore colour and colour mixing

**Objective Three-** I can use different media to create a self portrait

**Objective Four-** I can add detail to my design.

**Objective Five-** I can develop a wide range of techniques, such as using drawing to create my self-portrait.

R

I can articulate my ideas and thoughts in well-formed sentences.

I can explore colour and colour mixing.

I can develop my small motor skills so that I can use a range of tools competently, safely and confidently.

I can use and refine a variety of artistic effects to express their ideas and feelings

I can use a range of media to create my self portrait,

1

I can learn about an artist's work and discuss it, talking about the details used and asking questions about it

I can learn how to mix colours to create different tones/shades.

I can focus on key features of a face to support me in developing my self portrait.

I can use a variety of tools to add texture and line to my design.

I can create a detailed self portrait.

2


I can describe what they can see and give an opinion about the work of an artist

I know how to create tints and shade by adding white and black.

I can use pencils to create lines of different thickness in drawings -focus on features of a face e.g. eyes.

I can add detail to my picture through tone, shading and line. -focus on features of a face e.g. lips, nose.


I can draw a face, ensuring features are in the correct place.



# ART SKILLS PROGRESSION

## CYCLE C SCULPTURES CORE KNOWLEDGE

I can use drawing, painting and sculpture to develop and share my ideas, experiences and imagination. I can develop a wide range of art and design techniques in using colour, pattern, texture, line, shape, form and space. I can talk about the work of a range of artists, craft makers and designers, describing the differences and similarities between different practices and disciplines, and making links to their own work.



- Design
- Draw
- Paint
- Sculpt



**Objective One-** I can learn about the work of a famous sculpture.

Artist: Alberto Giacometti

**Objective Two-** I can explore how to use and manipulate clay.

**Objective Three-** I can create my own sculptures.

**Objective Four-** I can create my own sculpture.

**Objective Five-** I can adapt and improve my art work.

R

I can talk about my likes and dislikes.

I can develop my small motor skills so that I can use a range of tools competently, safely and confidently.

I can use playdough to create a simple sculpture.

I can use my own ideas to create a sculpture.

I can talk about changes made to improve my sculpture.

1

I can talk about the work of other people.

I can talk about a variety of designs and create a design I like.

I can use clay to create a simple sculpture.

I can use clay and other materials to create a sculpture based on my ideas.

I can build upon previous ideas to improve my sculpture.

2


I know how to create a piece of art in response to the work of another artist.

I can think about texture, shape, form and design when creating their own sculptures

I can join materials onto clay or join clay together

I can make a sculpture using different materials.


I can use sculpture to develop and share my ideas, experiences and imagination



# ART SKILLS PROGRESSION

## CYCLE C NATURE ART CORE KNOWLEDGE

I can use drawing, painting and sculpture to develop and share my ideas, experiences and imagination. I can develop a wide range of art and design techniques in using colour, pattern, texture, line, shape, form and space. I can talk about the work of a range of artists, craft makers and designers, describing the differences and similarities between different practices and disciplines, and making links to their own work.



- Design
- Draw
- Paint
- Sculpt



**Objective One-** I can learn about the work of an artist.

Artist: Richard Shilling

**Objective Two-** I can explore colour and texture within art.

**Objective Three-** I can explore shape and pattern to add texture to my paintings.

**Objective Four-** I can create my own landscape/nature painting.

**Objective Five-** I can use all previous knowledge to create a nature picture in a different style.

R

I can learn about an artist and talk about the techniques and colours used in the art.

I can develop my colour mixing skills. I can name colours.

I can explore a range of media to create different effects.

I can select colours for a particular purpose.

I can paint a picture, giving reasons for my choices.

1

I can talk about the work of others.

I can use prior knowledge to create different tones/tints. I know how to make secondary colours.

I can use a range of brushes to explore texture and thickness within paint.

I can create a painting using texture, shape, colour and pattern.

I can use a variety of techniques to support my art work.

2


I can talk about the work of others and discuss my likes and dislikes.

I can mix colours to create secondary colours. I know what is a primary and secondary colour.

I can use a range of media and taught techniques to explore texture and shape in my art work.

I can create a nature picture using a range of media to create different effects and styles.

I can use a variety of techniques to create a picture, thinking about texture, colour, pattern and shape.



# ART SKILLS PROGRESSION

## CYCLE C DOT ART - ANIMALS CORE KNOWLEDGE

I can use drawing, painting and sculpture to develop and share my ideas, experiences and imagination. I can develop a wide range of art and design techniques in using colour, pattern, texture, line, shape, form and space. I can talk about the work of a range of artists, craft makers and designers, describing the differences and similarities between different practices and disciplines, and making links to their own work.



**Objective One-** I can talk about the work of a famous artist.  
  
Artist: Yayoi Kusama

**Objective Two-** I can look at different styles of art.

**Objective Three-** I can explore different mediums and tools to create an image.

**Objective Four-** I can plan and begin to create a dot art image.

**Objective Five-** I can create a final art piece based on the artist Yayoi Kusama.

R

I can talk about the work of others, talking about my ideas.

I can develop my fine motor skills to create a dot picture.

I can explore, use and refine a variety of artistic effects to express my ideas and feelings

I can build on their previous learning, refining ideas. I can use my fine motor skills.

I can talk about the techniques I have used and why I have used them.

1

I can talk about the work of others and give opinions.

I can use a variety of tools and mediums to create a variety of dot images, thinking about which I prefer.

I can choose and use my own mediums to create a dot picture in the style of a chosen artist.

I can explore pattern, design, colour, line shape and form to create an art piece.

I can build on my knowledge of tools and techniques as well as pattern and texture to create a final art piece.

2

I can suggest how artists have used colour, pattern and shape and talk about similarities and differences in art work.

I can create a dot picture in the style of a chosen artist, using precision and control over a range of tools.

I can use a variety of tools to create a dot picture, giving reasons for which work best.

I can create a background and build upon this to create a final art piece.

I can build on my knowledge of tools and techniques as well as pattern and texture to create a final art piece and give reasons for my choices.